



# The GraphTech Ecosystem 2019

---

Part 3/3 - Graph visualization

# Graph visualization software and web applications



# Anomali Threat Platform

## **Anomali Threat Platform**

Cybersecurity  
Commercial

<https://www.anomali.com/platform/threatstream>

ANOMALI

### **About**

Anomali is a Threat Intelligence Platform that enables businesses to integrate security products and leverage threat data to defend against cyber threats.

# Arcade Analytics

## Arcade Analytics

Generic

Free & Commercial

<https://arcadeanalytics.com/>



## About

Arcade Analytics is your data's new visual playground. Designed to help you make data more personal, Arcade helps you interactively change the way you see and understand data. Going beyond just "graphs" and "charts", Arcade gives you the tools to present your data, conveying relationships, connections, and more with contemporary, sleek design.

## **Ayasdi**

Generic  
Commercial

<https://www.ayasdi.com/>



## **About**

Ayasdi is a machine intelligence platform. It includes both supervised and unsupervised machine learning algorithms and features Topological Data Analysis as a unifying analytical framework, which automatically calculates groupings and similarity across large and highly dimensional data sets, generating network maps. Ayasdi can be deployed on-premises using Intel-based servers, or on either public or private cloud infrastructure.

# Bakamap

## **Bakamap**

Generic  
Commercial

<http://www.bakamap.fr/>




## **About**

Bakamap is an exploration tool based on your data. It turn your simple spreadsheet into categories and tags and let you manipulate your database: Choose what you want to confront, explore, analyze; establish a point of view on your dataset; Inform / Comment your work.

## BeGraph

Generic  
Commercial

<https://begraph.net/>



## About

BeGraph is a modern, agile and accurate tool to explore massive complex networks just by looking at them. It lets you visualize complex data networks using 3D visualizations.

## Beagle

Cybersecurity  
Free

<https://github.com/yampelo/beagle>

Beagle

### About

Beagle is an incident response and digital forensics tool which transforms data sources and logs into graphs. Supported data sources include FireEye HX Triages, Windows EVTX files, SysMon logs and Raw Windows memory images. The resulting Graphs can be sent to graph databases such as Neo4J or DGraph, or they can be kept locally as Python NetworkX objects.



# Centrifuge Analytics

## Centrifuge Analytics

Generic  
Commercial

<http://centrifugesystems.com/solutions/>



## About

Centrifuge Analytics combines agile data integration with dynamic relationship mapping and interactive visualizations to solve fraud and risk challenges in financial services, retail, pharmaceuticals and government sectors.

## **Cfinder**

Research  
Free

**CFinder 2.0.6**

<http://www.cfinder.org/>

### **About**

CFinder is a free software for finding and visualizing overlapping dense groups of nodes in networks, based on the Clique Percolation Method (CPM) of Palla et. al., Nature 435, 814-818 (2005). CFinder was recently applied to the quantitative description of the evolution of social groups: Palla et. al., Nature 446, 664-667 (2007).

## ClueMaker

Fraud, Financial Crime  
Commercial

<http://cluemaker.com/>



## About

ClueMaker offers powerful data analytics to everyone. It is user-friendly and cost-effective visualization of relations, links and flows between subjects. It is used for e-discovery, fraud investigation, investigative journalism, sales and more.

## **Commetryx**

Generic, Research  
Commercial

<http://www.commetrix.de/>



## **About**

Commetrix is a Software Framework for Dynamic Network Visualization and Analysis that supports Community Moderators, Members, and Network Researchers. It provides easy exploratory yet comprehensive access to network data.

## ConnectTheDots

Research  
Free

<https://www.databasic.io/en/connectthedots/#sample>



### About

Connect the Dots shows you how your data is connected with a visual network diagram. It helps you answer questions about the interconnectedness of the data points in your dataset. This hands-on activity helps participants learn about network data by creating and analyzing a dataset about their own interests.

# Cuttlefish

## Cuttlefish

Research  
Free

<https://github.com/dev-cuttlefish/cuttlefish>



## About

Cuttlefish aims to be a highly extensible visualisation and analysis platform for all kinds of network data. Cuttlefish is a project maintained by the Chair of Systems Design at ETH Zürich

## Cytoscape

Biology, Generic  
Open source

<https://cytoscape.org/>




## About

Cytoscape is an open source software platform for visualizing complex networks and integrating these with any type of attribute data. A lot of Apps are available for various kinds of problem domains, including bioinformatics, social network analysis, and semantic web.

**Datarama**

Financial intelligence  
Commercial

<https://datarama.com/>

**About**

Datarama is the one-stop source for hard-to-find information and risk analysis. They combine advanced technology with human analysis to provide a business intelligence solution, making due diligence and deal identification cheaper and faster.



## DataWalk

Fraud, Cyber threats  
Commercial

<https://datawalk.com/>



## About

DataWalk is a software platform to connect numerous large data sets, both external and internal, into a single repository for fast visual analysis. It integrates multiple sources into a universal model to deliver a big picture view on all activities and connections to support tactical and strategic analyses.

## DeUmbra

Intelligence & Security  
Commercial

<https://www.deumbra.com/>



## About

“DeUmbra brings over 15 years of research and development in network/graph analytics, machine learning, anomaly detection, natural language processing, social media analysis, and behavior analysis of structured data (e.g., SIGINT, transactional data).”

## **EclecticIQ**

Cybersecurity  
Commercial

<https://www.eclecticiq.com/>



## **About**

EclecticIQ Platform is the analyst-centric threat intelligence platform based on STIX/TAXII. It connects and interprets intelligence data from open sources, commercial suppliers and industry partnerships.

## Elliptic

Financial Intelligence  
Commercial

<https://www.elliptic.co/>

The logo for Elliptic, featuring the word "ELLIPTIC" in a bold, black, sans-serif font. The letters are slightly shadowed, giving it a 3D appearance.

## About

Elliptic offers a blockchain forensics tool. Its transaction-tracing technology mines the public Bitcoin ledger to identify and flag up suspicious transaction patterns within the distributed digital currency – offering the promise of combating Bitcoin-powered money laundering and other criminal activity.

## **E-net**

Research  
Free

<https://sites.google.com/site/enetsoftware1/>

# **E-Net**

## **About**

E-Net is Windows software for analyzing ego network data. The program is freeware.

## Enigma

Fraud, Financial crime  
Commercial

<https://www.enigma.com/>

The logo for Enigma, featuring the word "enigma" in a lowercase, sans-serif font.

## About

Enigma is an operational data management and intelligence company that specializes in data analytics and connected data. Using machine learning and artificial intelligence, the company organizes and connects internal and external data for customers in a variety of use cases. It provides access to its datasets through a web-based graphical user interface and an API.

## **esyN**

Biology, Research  
Free

<http://www.esyn.org/>



## **About**

esyN provides an online tool integrated with major databases so you can retrieve data automatically as you construct the network. It lets users embed networks in any website using an iframe code. esyN is developed at the University of Cambridge by work Funded by the Wellcome Trust and MRC.

# Excellence

## Excellence

Human Resources  
Commercial

<https://orgmapper.com/excellence/>



## About

OrgMapper Excellence is an organizational design tool to analyzes digital collaboration patterns and collects collaboration reviews from employees.



## Expero

Generic  
Commercial

<https://www.experoinc.com/>




## About

Expero brings complex product ideas to market with a mix of User Experience, Product Strategy and Architecture skills. Particular focus areas are Graph Databases and Complex Reactive UIs.

## Feedzai

Fraud  
Commercial

<https://feedzai.com/>



## About

Feedzai provides a risk platform for end-to-end fraud prevention. Feedzai's intelligent platform ingests and transforms multiple data streams and fraud insights across any channel, then enriches the data to create hypergranular risk profiles.

## Flaminem

Fraud, Intelligence  
Commercial

<https://www.flaminem.com/>



## About

Flaminem offers “enhanced intelligence solutions”. The company addresses the intelligence, investigation and fraud communities.

## **FNA**

Financial Intelligence  
Commercial

<http://www.fna.fi/>



## **About**

FNA Platform allows users to see create visual investigation tools to see how companies, banks and people are connected via various links.

## **Frida**

Desktop, Web  
Commercial

<https://riskident.com/en/>



## **About**

Riskident FRIDA is a self-learning anti-fraud software. It links various input sources. Incoming transactions are automatically compared and evaluated, to detect fraudulent connections. FRIDA analyzes individual transactions and establishes relationships between transactions. Users are provided with an overview of potential fraudulent activities in a dedicated user interface.

## **Gephi**

Generic, Research  
Open source and free

<https://gephi.org/>



## **About**

Gephi is an open-source network analysis and visualization software package written in Java on the NetBeans platform. Gephi is open-source and free.

# Gemini Enterprise

## **Gemini Enterprise**

IT, Cybersecurity  
Commercial

<https://www.geminidata.com/>

The Gemini logo is displayed in a dark blue, bold, sans-serif font. The letters are closely spaced, and the 'G' is particularly prominent on the left.

## **About**

Gemini Enterprise Manager (by Gemini Data, Inc.) simplifies deployment and management of big data platforms with a turnkey, NoOps solution. Supported platforms include Splunk and Hadoop. Users can navigate through the relationships of their data without queries or code.

## **Grafo**

Generic, Knowledge graph  
Commercial

<http://gra.fo/>



## **About**

Grafo is a platform for creating Enterprise Knowledge Graphs (EKG) in a collaborative environment. The Grafo application users to visually build, share, and navigate ontologies, and to collaborate with other users in real-time.



# Graph Common

## Graph Common

Generic

Commercial and free

<https://graphcommons.com/>

Graph Commons

## About

Graph Commons is a collaborative platform for making, analyzing and publishing data-networks. User can create their knowledge graph using the visual editor, importing from spreadsheets, or programmatically via the API.

# Graphileon InterActor

## Graphileon InterActor

Generic

Commercial and free

<https://graphileon.com/>



## About

Graphileon specializes in graph-based dashboards that are highly interactive. Graphileon's InterActor is a graph-driven dashboard development environment. It uses a Neo4j graph-database to store user-interface components (e.g. Networks, Tables, Forms) in vertices ("nodes") and triggers in edges ("links" or "relations") to define the interactions and data-flows between the UI components.

## Graphistry

Generic  
Commercial

<http://www.graphistry.com/>



## About

Graphistry is a visual investigation platform that offers graph analytics, incident response, fraud investigations and threat hunting services. Graphistry's graph visualization platform is powered by NVIDIA GPU.

## Graphlytic

Generic  
Commercial

<http://graphlytic.biz>



## About

Graphlytic is a customizable web application for collaborative graph visualization and analysis. Graphlytics's application is powered by the Neo4j graph database and the cytoscape.js library.

## GraphViz

Generic  
Open source

<https://www.graphviz.org/>

The logo for Graphviz, featuring the word "Graphviz" in a teal, sans-serif font.

## About

Graphviz is open source graph visualization software. The Graphviz layout programs take descriptions of graphs in a simple text language, and make diagrams in useful formats, such as images and SVG for web pages; PDF or Postscript for inclusion in other documents; or display in an interactive graph browser.

## GraphXR

Generic  
Commercial

<https://www.kineviz.com/graphxr/>



## About

GraphXR is a browser-based visualization tool to explore data in 2D and XR. It proposes animation, geospatial mapping, and time series playback to reveal telling patterns. It is available as a hosted platform or deployed on-prem

## Guess

Generic, Research  
Open Source

<http://graphexploration.cond.org/>



## About

GUESS is an exploratory data analysis and visualization tool for graphs and networks. The system contains a domain-specific embedded language called Gython (an extension of Python, or more specifically Jython) which supports the operators and syntactic sugar necessary for working on graph structures in an intuitive manner. GUESS also offers a visualization front end that supports the export of static images and dynamic movies.

# Histogram

## Histogram

History, Research  
Open Source

<http://histograph.eu>

The logo for Histogram, featuring the word "histograph" in a bold, black, sans-serif font. The text is centered within a red rectangular background that has a fine, dotted texture.

## About

Histogram is a graph-based exploration and crowd-based indexation tool for multimedia document collections.



# HooYu Investigate

## HooYu Investigate

Fraud, Financial intelligence  
Commercial

<https://hooyubusiness.com/hooyu-investigate/>



## About

HooYu Investigate is a web-based platform that links UK people, businesses and addresses together in a visual graph that reveals otherwise hidden connections.

## HubScope

Generic, spreadsheet  
Commercial

<http://hubscope.com/>



## About

Hubscope automatically draws pictures from the information and relationships stored in your Excel spreadsheets.

## IBM i2

Intelligence  
Commercial

[https://www.ibm.com/fr-fr/marketplace/  
analysts-notebook](https://www.ibm.com/fr-fr/marketplace/analysts-notebook)



## About

IBM i2 is an intelligence analysis platform enabling investigators to create and analyze entity relationship diagrams.

# iDefense IntelGraph

## **iDefense IntelGraph**

Cybersecurity  
Commercial

<https://www.accenture.com/us-en/service-idefense-security-intelligence>



### **About**

iDefense IntelGraph platform provides context, visualizations, advanced searching, alerting for threat intelligence. intelGraph is built with graph database technology at its core.

## InFlow

Generic  
Commercial

<http://orgnet.com/software.html>

**InFlow**

## About

InFlow performs social & organizational network analysis and visualization in one integrated product. It is one of the early tools in SNA.

## InfraNodus

Text network analysis  
Open source and free

<https://infranodus.com/>

The logo for InfraNodus, featuring the word "InfraNodus" in a bold, dark grey sans-serif font, centered within a light grey rectangular background.

## About

InfraNodus is a cognitive stimulation tool and a non-linear reading machine. It visualizes any text as a network to show you the most relevant topics, terms and their relations to one another. InfraNodus runs on Neo4J graph database, Sigma.js graph visualization library, Node.js and uses Texttexture text network analysis algorithm. InfraNodus is free open-source tool is developed by Nodus Labs.

## **ISARR**

Generic  
Commercial

<https://isarr.com/>



## **About**

The ISAAR software platform offers a range of web based management information and operational tools for Intelligence, Security and Risk Resilience professionals.

## **KBBS**

Fraud and crimes  
Commercial

<https://www.kbbssystems.com/>

**KBBS**

## **About**

KBBS proposes a modular platform that uses machine learning, SNA and fraud intelligence to help detect fraud.



## **KrackPlot**

Research  
Free

<https://www.andrew.cmu.edu/user/krack/kkrackplot.shtml>

## **KrackPlot Software**

### **About**

KrackPlot is a program for network visualization designed for social network analysts. KrackPlot uses a simple screen-oriented interface. You can drag nodes with the mouse to move them and click to add new nodes. Each node can be assigned a number of attributes, which can be highlighted using color and shape. KrackPlot will assign colors and shapes automatically based on the attributes, or you can control them.

## **Kumu**

Generic  
Commercial and free

<https://kumu.io/>

# Kumu

## **About**

Kumu is a visualization platform for mapping systems and better understanding relationships. Kumu blends systems thinking, stakeholder mapping, and social network analysis to help the influencers turn ideas into impact.

# Link Explorer

## Link Explorer

Fraud and financial crimes  
Commercial

<http://www.xanalys.com/>



## About

Link Explorer is a fully featured desktop environment for the analysis and visualization of complex data sets. Users connect directly to an existing database or use Link Explorer's import features to collate data from different sources. Link Explorer allow to manipulate your data, pulling interesting sets of results from one chart into another, or drilling into key objects to reveal associated information.

# Linkurious Enterprise

## Linkurious Enterprise

Fraud, Financial crime, Cybersecurity,  
Intelligence  
Commercial

<https://linkurio.us/product/>



## About

Linkurious Enterprise is a graph analysis and visualization software used by analysts to detect and investigate hidden threats in large and complex datasets. The Graph Intelligence Platform of Linkurious offers built-in support for the leading graph databases.

## Lumify

Intelligence and security  
Commercial

<http://www.altamiracorp.com/index.php/lumify/>



## About

Altamira's LUMIFY is a big data fusion, analysis, and visualization platform. Users discover connections and explore diverse relationships in their data through a suite of analytic options, including graph visualizations, full-text faceted search, dynamic histograms, interactive geospatial views, and collaborative workspaces shared in real-time. Lumify works out of the box on Amazon's AWS environment and runs on most on-premise cloud environments.

## Lynks

Generic  
Free

<https://lynksoft.com/>



## About

Lynks is an online network visualization tool for everyone to use, free of charge, and it will stay that way. Lynks has a user interface for users to make their own network visualizations and offers the option to work on a visual with multiple people. Lynks is a project by Leiden University, developed in collaboration with University of Amsterdam.

## Lynx Analytics

Generic  
Commercial

<https://www.lynxanalytics.com>




## About

Lynx Analytics is a graph analytics company. Its graph technology solution propose over 120 native algorithms and visualizations to reveals hidden network properties and detects unknown clusters in otherwise dormant raw data.

## Maltego

Intelligence  
Commercial

<https://www.paterva.com/web7/buy/maltego-clients/maltego-xl.php>



## About

Maltego is an interactive data mining tool that renders directed graphs for link analysis. The tool is used in online investigations for finding relationships between pieces of information from various sources located on the Internet.



## MapLarge

Generic  
Commercial

<http://maplarge.com/networkgraphs>



## About

MapLarge provides network-based spatial analysis, such as routing, fleet routing, travel directions, closest facility, and service area. Develop networks from GIS data by using an advanced network data model allowing for realistic network conditions.

## MiniVAN

Generic  
In-development

<https://jonathangray.org/2018/03/30/minivan-visual-analysis-networks/>



## About

MiniVAN will be an easy-to-use tool that will support non-specialist social scientists in the visual analysis of their networks and in the online publication of their results.

## MediaCentric®

Cybersecurity  
Commercial

<https://www.bertin-it.com/en/intelligence/mediacentric-threat-intelligence-platform/>



## About

MediaCentric® is a Threat Intelligence platform covering a whole process including multisource acquisition and in-depth analysis of open source contents.

## ModelExplorer

Biology, Research  
Free

<https://bmcbioinformatics.biomedcentral.com/articles/10.1186/s12859-019-2615-x>

ModelExplorer

### About


ModelExplorer provides a visual framework that allows the user to explore and correct inconsistencies in genome-scale metabolic models. The software visualizes metabolic networks as graphs with distinct separation and delineation of cellular compartments.

# Moloch

## Moloch

Cybersecurity  
Free

<https://molo.ch/#home>



## About

Moloch is a large scale, open source, full packet capturing, indexing, and database system. Moloch augments security infrastructure by storing and indexing network traffic in standard PCAP format, while also providing fast indexed access. Moloch is built with an UI/UX which reduces the analysis time of suspected incidents.

## MUX Viz

Generic, Research  
Free

<http://muxviz.net/>



## About

MuxViz is a framework for the multilayer analysis and visualization of networks. It allows an interactive visualization and exploration of multilayer networks. It is suitable for the analysis of social networks exhibiting relationships of different type (e.g., family, work, etc) or interactions on different platforms (Twitter, Facebook, etc), biological networks... MuxViz is based on R and GNU Octave, running on Windows, Linux and Mac OS X.

## NanoHistory

History, Research  
Free

<https://www.nanohistory.org/about/>



## About

NanoHistory is an historical social network platform currently under development that allows users to track historical people, organizations, places, things, and their interaction over time.

## **Netlytic**

Generic, Research  
Free

<https://netlytic.org/home/>



## **About**

Netlytic is a community-supported text and social networks analyzer for social media researchers and educators to study public discourse on social media sites. It is made by researchers for researchers, no programming/API skills required.



## NetMinner

Generic, Research  
Commercial

<http://netminer.com/main/main-read.do>



## About

NetMiner is an software tool for Exploratory Analysis and Visualization of Network Data. NetMiner allows to explore network data visually and interactively, and helps you to detect underlying patterns and structures of the network. NetMiner provides an integrated Network Analysis Environment.

# Network Perspective

## Network Perspective

Human Resources  
Commercial



Network Perspective

<https://www.networkperspective.io/>

## About

Network Perspective platform is an organizational network visualization tools. It shows connections between people and teams of an organization and how each team functions, giving everyone access to proven work practices.

# Nice Actimize X-Sight

## Nice Actimize

Fraud, Financial Crime  
Commercial

<http://www.niceactimize.com/>



## About

X-Sight is a Financial Crime Risk Management Platform-as-a-Service Solution. It offers machine-led detection, decisioning and self-learning capabilities.

## **Nuix**

Financial Crime  
Commercial



<https://www.nuix.com/#>

## **About**

Nuix is software platform for indexing, searching, analyzing and extracting knowledge from unstructured data. It has applications that include digital investigation, cybersecurity, e-Discovery, information governance, and email migration and privacy.

## Onodo

Generic, Investigative journalism  
Free

<https://onodo.org/>



## About

Onodo is an open source network visualization and analysis tool for non-tech users. It intends to help journalists tell stories that relate to network connections by providing a simple platform to map, visualize, analyze and communicate these kinds of complex data.

## OpentheBox

Company networks  
Commercial and free

<https://openthebox.be/>



## About

Openthebox is a public accountability initiative. The platform brings together data from Belgian company registers, the Belgian National Bank and information on political mandates. Users can explore the connections through a web interface.

## OpenMaprr

Generic

Open source and free

<https://www.openmappr.org/>

openmappr

## About

Openmappr is an Interactive Network Visualization and Exploratory Network Analysis tool. It lets users explore complex networks; discover and understand patterns in the structure of networks; see the landscape of communities and find structural leverage points in networked systems.

## **OSoMe**

Social Media, Reserach  
Free

<http://osome.iuni.iu.edu/>

The logo for OSoMe, featuring the text "OSoMe" in white, bold, sans-serif font, centered within a dark red rectangular background.

## **About**

OSoMe is a joint project of the Indiana University Network Science Institute (IUNI) and the Center for Complex Networks and Systems Research (CNetS), aimed to study information diffusion in social media.



## Osprey

Biology  
Free

<https://osprey.thebiogrid.org/>



## About

Osprey is a software platform for the visualization of complex biological interaction networks. Osprey builds data-rich graphical representations from Gene Ontology (GO) annotated interaction data maintained by the BioGRID.

## **Pajek**

Research, Generic  
Commercial and free

<http://pajek.imfm.si/doku.php?id=pajek>

The logo consists of the word "Pajek" in a bold, dark red serif font, centered within a light orange rectangular background.

## **About**

Pajek (Slovene word for Spider) is a program, for Windows, for analysis and visualization of large networks. Pajek includes six data structures (e.g. network, permutation, cluster,...) and about 15 algorithms using these structures (e.g. partitions, decompositions, paths, flows...).

# Palantir Gotham

## Palantir Gotham

Intelligence, Cybersecurity  
Commercial

<http://www.palantir.com/>



## About

Palantir Gotham (formerly known as Palantir Government) integrates structured and unstructured data, provides search and discovery capabilities, knowledge management, and secure collaboration.

# Palladio

## **Palladio**

History, Research,  
Free

<http://hdlab.stanford.edu/palladio/>



## **About**

Palladio is a product of the Networks in History Implementation grant: Data-driven tools for analyzing relationships across time.

# Partner

## Partner

Generic, Research  
Commercial

<https://www.visiblenetworklabs.com/partnertool>

VisibleNetworkLabs

## About

Partner is a network analysis survey builder platform providing organizational network analysis tool designed by scientists for community networks.

## **Polinode**

Research,  
Commercial and free

<https://www.polinode.com/>



## **About**

Polinode is an organizational network analysis tool allowing to import, collect and analyze network data. With Polinode Networks, users can upload any network data to the Polinode cloud where they can interact with it, visualize it and analyze it.

## Quid

Generic, market intelligence  
Commercial

<http://quid.com/>



## About

Quid software technology specializes in the analysis of text-based data. The product utilizes implicit network analysis and graph theory to create interactive visualizations. Quid proprietary algorithms employ artificial intelligence and Natural Language Processing to find insights across millions of data points.

# Ravelin Connect

## Ravelin Connect

Fraud  
Commercial

<https://www.ravelin.com/>



## About

Ravelin Connect is the graph network element of Ravelin that is used to identify significant connections in clients' customer bases. Ravelin Connect is a visual tool to aid with analysis.



# Reveal

## Reveal

Generic  
Commercial and free

<https://www.infotrack.com.au/products/innovative-technology/reveal-data-visualisation/>



## About

REVEAL is an interactive tool that maps out your search results to show you connections between people, companies and assets in one simple visualisation.

## **Riskified**

Fraud, Financial Crime  
Commercial

<https://www.riskified.com/solution/fraud-detection/>

The logo for Riskified, featuring the word "riskified" in a lowercase, sans-serif font. The letter "i" is replaced by a green checkmark.

## **About**

The Riskified's platform is an eCommerce fraud-prevention platform using machine learning algorithms, and behavioural analytics to outsmart eCommerce fraud.

# SAS Social Network Analysis

## SAS Social Network Analysis

Fraud

Commercial

[https://www.sas.com/content/dam/SAS/en\\_us/doc/productbrief/sas-social-network-analysis-103857.pdf](https://www.sas.com/content/dam/SAS/en_us/doc/productbrief/sas-social-network-analysis-103857.pdf)



### About

Social Network Analysis (SNA) tools provide spider web-like graphs indicating the strength and type of connections between entities. The SAS® System combines the data extraction, manipulation, analytic, and visualization tools needed to distill massive databases into a visual representation of the most unusual set of linkages.

## **ScoutPrime**

Cybersecurity  
Commercial

<https://www.lookingglasscyber.com/products/threat-platforms/scoutprime/>



### **About**

ScoutPrime is a cyber situational awareness platform that provides a view of the external threat landscape so users can determine how threats impact their security posture.

## SecBI

Cybersecurity  
Commercial

<http://www.secbi.com/>



## About

Security Business Intelligence (SecBI) is a tool to help security analysts detect dynamic threats by analyzing all data from the network security log, while minimizing false alerts.

## **Semoss**

Generic  
Open Source

<http://semoss.org/>



## **About**

SEM OSS stands for Semantic Open Source Software. SEM OSS started as a visualization and analytics tool for RDF data (semantic web) and has evolved over the last couple of years into a general purpose data analytic platform and app engine.

## **Semspect**

Generic  
Commercial

<http://www.semspect.de/>

The logo for SemSpect, featuring the text "SemSpect" in a bold, sans-serif font. The "S" is significantly larger and more prominent than the other letters, which are in a smaller, regular weight.

## **About**

SemSpect is a tool that makes use of a visualization paradigm that allows users to ad hoc visualize and interactively query large graphs to understand, analyze and track graph data as a whole.

# Sentinel Visualizer

## Sentinel Visualizer

Financial crime  
Commercial

<http://www.fmsasg.com/>



## About

Sentinel Visualizer is a Windows based application that stores its data in Microsoft SQL Server. Users can see the connections between entities with multiple formats including link charts, geospatial views, timelines, and 3D displays. The application can apply the science of Social Network Analysis (SNA) to identify key points by a variety of criteria such as degrees, betweenness, centrality, eigenvalue, authority, hub, etc.



## **Siemplify**

Cybersecurity  
Commercial

<https://www.siemplify.co/cyber-threats-visualization>



## **About**

The Siemplify platform is a security orchestration and automation workbench designed for security operations and incident response. Siemplify analyzes and maps event reported by the different security systems across an organization into a graph.

## **Simility**

Fraud  
Commercial

<https://simility.com/>



## **About**

Simility is a cloud-based adaptive fraud prevention platform that combines machine learning with human analysis to detect fraud.

# SNAP-Defense

## **SNAP-Defense**

Cybersecurity  
Commercial

<https://blackpointcyber.com/snap-defense/>



### **About**

SNAP-Defense is cyber threat hunting platform in which users can visualize alerts and hunt threats within their OT/IT infrastructure.

## **SocioViz**

Research, Social media  
Free

<http://socioviz.net/SNA/eu/sna/login.jsp>



## **About**

SocioViz is a social media analytics platform powered by Social Network Analysis metrics. Users can scrape the social web from Twitter, analyze any topic, term or hashtag, identify key influencers, opinions and contents and export data.

## **SocNetV**

Generic, Research  
Free and Open source

<https://socnetv.org/>

**SOCIAL NETWORK  
VISUALIZER**

## **About**

Social Network Visualizer (SocNetV) is a free and open-source cross-platform social network analysis and visualization software.

## **SQRRL**

Cybersecurity  
Commercial

<http://sqrri.com/>



## **About**

Sqrri is software that enables security analysts to hunt and investigate advanced threats. The platform unites link analysis, machine learning algorithms, and multi-petabyte scalability capabilities into an integrated solution.

## Synapp

Human Resources  
Commercial

<http://www.seeyournetwork.com/>



## About

Synapp is an online tool for organizational network visualization. Users can analyze how patterns of information flow and how groups collaborate.

# TalkinGraph Visualization

## TalkinGraph Visualization

Generic

Commercial

<https://talkinggraph.com/en-EN.html>



### About

TalkinGraph Visualization is a web-based visualization application designed for easy querying and analysis of graph data in Neo4j® database.



# Texture

## Texttexture

Text network analysis

Free

<http://texttexture.com/>

The logo for texttexture, featuring the word "text" in blue and "texture" in white, both on a black rectangular background.

## About

Texttexture's tool let users visualize any text as a network. The resulting graph can be used to get a quick visual summary of the text, read the most relevant excerpts (by clicking on the nodes), and find similar texts.

## ThetaRay

Fraud and Financial crime  
Commercial

<https://www.thetaray.com/>



## About

ThetaRay is a provider of threat detection solutions. Its analytics platform allows users to manage alerts of detected anomalies, to optimize workflows and ensure regulatory compliance.

## ThingSpan

Generic  
Commercial

<https://www.objectivity.com/products/thingspan/>



## About

Objectivity's ThingSpan is a graph software platform, powered by Objectivity/DB, that leverages the open source stack by natively integrating with Apache Spark and the Hadoop Distributed File System (HDFS). It provides navigation and pathfinding queries against huge distributed graphs.

## **Thomson Reuters CLEAR**

financial crime, Intelligence  
Commercial

<https://legal.thomsonreuters.com/en/products/clear-investigation-software>

# CLEAR

### **About**

Thomson Reuters CLEAR is a research platform that delivers a collection of public and proprietary records that brings all content together into a single working environment.

# TouchGraph Navigator

## TouchGraph Navigator

Generic  
Commercial

<http://www.touchgraph.com/>



## About

TouchGraph Navigator lets users create interactive network visualizations of their data. The Desktop edition allows to perform analysis on local computers. The Web edition allows to host the visualization on a server and let others view and interact with it through a web browser.

# ThreatMetrix Digital Identity Network

## ThreatMetrix Digital Identity Network

Fraud  
Commercial

<https://www.threatmetrix.com/digital-identity-network/>



LexisNexis®  
RISK SOLUTIONS

ThreatMetrix®

## About

The ThreatMetrix Digital Identity Network is built from crowdsourced intelligence from approximately 24 billion global transactions each year including logins, payments, and new account applications. Users can browse the graph data to detect and defeat cybercrime, and secure digital identities.

## **TreatQuotient**

Cybersecurity  
Commercial

<https://www.threatq.com/>



## **About**

ThreatQ is a threat intelligence platform for security operations. The platform combines and correlates data from multiple sources, both external and internal, and calculates a opinion on threats with a single score.

## **TruSTAR**

Cybersecurity  
Commercial

<https://www.trustar.co/>



### **About**

TruSTAR is an intelligence management platform that helps surface, enrich, and organize intelligence. TruSTAR's platform connects to internal and external data sources to enrich analyst investigations.



## Ucinet

Generic, research  
Free

<https://sites.google.com/site/ucinetsoftware/>



# UCINET

## About

UCINET 6 for Windows is a software package for the analysis of social network data. It was developed by Lin Freeman, Martin Everett and Steve Borgatti. It comes with the NetDraw network visualization tool.

## UpLevel

Cybersecurity  
Commercial

<https://www.uplevelsecurity.com/>



## About

Uplevel Security's system uses graph theory and machine learning for security operations. The platform can ingest data from disparate sources; scores, prioritizes and correlates alerts and let users investigate threats in a dedicated workspace.

# VirusTotal Graph

## **VirusTotal Graph**

Cybersecurity  
Free

<https://www.virustotal.com/#/graph-overview>

VirusTotal Graph

### **About**

VirusTotal is an information aggregator: the data presented is the combined output of different antivirus products, file and website characterization tools, website scanning engines and datasets, and user contributions. VirusTotal is a free service.

## Visallo

Fraud, Financial crime  
Commercial

<http://visallo.org/>



## About

Visallo is an 'off the shelf' graph visualization solution. The web-based platform for investigative data analysis offers visualizations and algorithms tools.

## **VisionLink**

Compliance  
Commercial

<http://www.invoxis.com/en/technology/visionlink-technology>



## **About**

VisionLink is a graph application server which enables analysts to visualize big data and perform business analysis. The platform offers graph visualization tools and interfaces with graph databases.

## Visone

Research, Social sciences  
Free

<http://visone.info/html/download.html>



## About

Visone is a long-term research project, in which models and algorithms to integrate and advance the analysis and visualization of social networks are being developed. Visone is free for academic and research purposes.

# Visual Investigative Scenarios

## Visual Investigative Scenarios

Investigative journalism  
Free

<https://vis.occrp.org/>



### About

VIS is a visualization tools for investigators that lets journalists create visual investigative scenarios that map the people and companies in their story. It is part of The Investigative Dashboard, a project operated by the Organized Crime and Corruption Reporting Project (OCCRP), a not-for-profit network of award-winning investigative reporting teams.

## **VOSviewer**

Bibliometric network  
Free

<http://www.vosviewer.com/>



## **About**

VOSviewer is a software tool for constructing and visualizing bibliometric networks. The tool offers text mining functionality that can be used to construct and visualize co-occurrence networks of important terms extracted from a body of scientific literature.



## **webweb**

Generic, Web  
Free

<https://webwebpage.github.io/>

webweb

## **About**

webweb is a tool for creating, displaying, and sharing interactive network visualizations on the web. With a few lines of python, networkx, or matlab, webweb will build and launch a visualization in the browser.

# WorldStack Providence

## WorldStack Providence

OSINT, intelligence  
Commercial and Open source

<https://worldstack.net/>

WorldStack

## About

WorldStack specialises in open source intelligence (OSINT) solutions. Providence is a web based, open source intelligence platform which collects and analyses information from social media platforms.

# Wynyard advanced crime analytics

## **Wynyard advanced crime analytics**

Fraud, crime investigation  
Commercial

<https://www.wynyardaca.com/>

### **About**

Wynyard Advanced Crime Analytics (ACA) is an investigative analytics solution for intelligence and investigations teams. The platform offers data visualisations and analysis techniques.

## yEd Graph Editor

Desktop  
Free

<https://www.yworks.com/products/yed>

yEd Graph Editor

### About

yEd Graph Editor is a powerful desktop application that can be used to quickly and effectively generate high-quality diagrams.

*Make your data your best asset against  
threats with Linkurious Enterprise.*



**[www.linkurio.us](http://www.linkurio.us)**